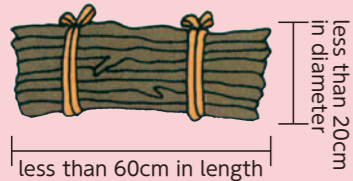


■Bulky waste individual collection is available on request, contact Kitamoto Recycling Business Cooperative (Phone:591-6724)
 ★Please refer to “Sorting out manual for household waste and recycling resources”

① Burnable waste

- Kitchen waste
- Soiled paper waste (if not soiled→recycling resources)
- Soiled cloth waste (if not soiled→recycling resources)
- Disposable diapers (remove feces)
- Flowers and Plants
- Pruned branches less than 3cm in diameter

drain well



Branches thicker than 3cm in diameter and tree trunks are regarded as bulky waste.



※We do NOT collect unsorted waste or the waste not using the city's designated bag.
 ※Waste collection stations are maintained with the cooperation of residents in the areas.

Keep the local rule and use it cleanly.

Place waste at the collection station by 8:30 am on the collection day.

② Unburnable waste

- Soiled Plastic containers
- Plastic products (garment case, plastic tank, CDs, etc.)
- Metal items (umbrella etc.)
- Rubber items
- Leather items (bag, etc.)
- Ceramics, pottery
- Tempered or heat-resistant glass items, plate glass
- Disposable lighter (no gas left)
- LED lighting
- Broken fluorescent light, broken light bulb
- Stuffed toys, etc. (less than 60cm in length)

※Unbroken fluorescent light and mercury thermometer must be discarded on the designated day for "⑧ Waste fluorescent tubes".

※Plastic products must be cut into small pieces when longer than 1m in length. If you can't put them in the city's designated bag, paste the bag on unburnable waste.



※We do NOT collect unsorted waste or the waste not using the city's designated bag.
 ※Waste collection stations are maintained with the cooperation of residents in the areas.

Keep the local rule and use it cleanly.

Place waste at the collection station by 8:30 am on the collection day.

③ Recyclable containers and packages

- Clean Plastic containers
- Supermarket plastic bag, plastic cup, pack, white plastic tray, detergent's container, snack bag, plastic label and cap of PET bottle, container made of foam polystyrene, etc.

※For recycling, remove soil and dirt.

※If soil or odor remains, place as unburnable waste ②.

※Plastic products must be sort out as ②.

※Put items in the designated bag directly not in 'double layered bag'. Don't place supermarket plastic bags filled with plastic containers or wrapping materials in city's designated bag.

※Plastic containers and wrapping materials must be separated and compressed by hand. Never mix sharp items, batteries, lighters, cigarette butts and so on into them to prevent injury or fire.

Plastic containers and wrapping materials are recycled as resources. Cooperate to sort out them from unburnable waste.



※We do NOT collect unsorted waste or the waste not using the city's designated bag.
 ※Waste collection stations are maintained with the cooperation of residents in the areas.

Keep the local rule and use it cleanly.

Place waste at the collection station by 8:30 am on the collection day.

④ Recycling resources

Resource 1

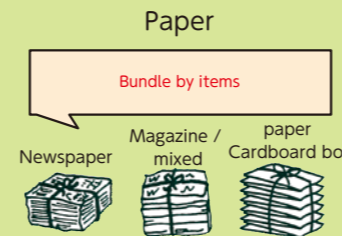
- PET Bottles (with PET mark)
- Bottles and glasses (Tempered or heat-resistant glass, and plate glass are unburnable waste)
- Metals, empty cans or spray cans made of steel or aluminum



※If bigger than a basket Metals →Bulky waste
Glasses→Unburnable waste
※When you place bottles and cans in a basket, place them neatly. Do not throw in.

Resource 2

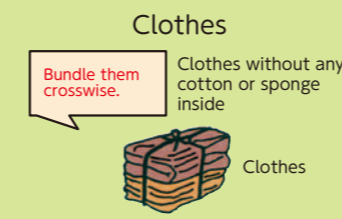
- Mixed paper (newspaper, magazines, mixed paper, cardboard box, etc.)
- Cloth and rags (clothes, towels, etc.)



※Newspaper (including inserted fliers), cardboard box, magazine/mixed paper need to be bound crosswise by each item.

※Put small pieces of miscellaneous papers in a paper bag (self-made bag is also acceptable) and seal it with stapler, glue or cellophane tape (no gum tape) so that it does not fall apart.

※Shredded paper is burnable waste.



※Clothes with cotton, sponge, down, etc. (including quilting) or carpets, etc. (rug, porch mat, foot-wiping mat, kitchen mat, etc.) are sorted out as bulky waste.

※Recycling resources are municipal assets. Do not place on the previous day to avoid carrying away.

Place the recycling resources at the designated place which is different from the usual collecting station by 8:30 am on the collection day.

⑤ Bulky waste

- Furniture, bedclothes
- Electrical appliances (bigger size for placing as small appliances)
- Carpets (feet-wiping mat, carpet, etc.)
- Others (clothes with cotton or down inside)

●Individual collection (up to 5 items at a time) (Collecting company's staff comes home to pick them up)
 Kitamoto Recycling Business Cooperative

☎591-6724
 Fax: 593-2756
 Email: kitamoto-recycle@asahi.email.ne.jp

Opening hours: Monday to Friday (except national holidays)

8:30am - 3:00pm
 1. After registration, purchase a bulky waste disposal ticket at the designated shops and stick it on the bulky waste.

2. Put them out on designated day.

●Self-carry-in (No limitation at a time) (Bring them to the waste disposal center by yourself)

1. Bring bulky waste and pay the fee (40% of individual collection fee) by cash at Self-carry-in reception desk for bulky waste (located in front of the city office).

Opening hours: Monday to Friday (except national holidays)
 8:30am - 3:30pm
 2. After carry-in permit is issued, carry the item to the Saitama Chubu Environmental Center (Yoshimi-cho).

Carry-in hours: Monday to Friday (except national holidays)
 9:00am - 4:00pm (Except 12:00am - 1:00pm)

Items which can't be collected as bulky waste
 For TV set, air conditioner (including an outdoor unit), refrigerator, freezer, washing machine, clothes dryer, ask for collection to the store where you bought the item, or pay recycling fee at the post office and carry them to the designated pick-up location.

⑥ Milk cartons / Dry batteries / Small household appliances

Within opening hours of each public facility

○Milk cartons, juice containers

※If spout of carton has plastic cap, remove it.
 ※If not white inside, it cannot be collected. Please place it as ① Burnable Waste

○Dry batteries (alkaline, manganese), button battery, charging battery, lithium battery, lithium-ion battery (mobile phone battery etc.)

※Car battery is NOT collected.
 ※Take the bag you carried the batteries back home.
 ※You can also place it on the 1st recycling collection day in every month.

○Small household appliances
 An electric / battery-driven product (even if broken, collectable) smaller than the collection box (30cm x 15cm)

●Location of milk carton-collection box
 ●Location of dry batteries-collection box
 ●Location of used small household appliance-collection box

- City Office (1st floor)
- Labor Welfare Center
- Cultural Center
- Community Center
- Learning Center
- Citizen's Community Hall (East, West, South, North, Nakamaru)
- Kitamoto station (2nd floor station liaison office)
- General Welfare Center
- Physical Education Center
- Health Promotion Center
- Children's Park
- Kitamoto Post Office, Main Branch
- Registered Financial Office

⑦ Waste Cooking Oil

○Vegetable cooking oil, salad oil, tempura oil used at home (lard oil is NOT collectable)

Place the oil with container in a collection box

Location of collection box (Within opening hours of each public facility)

- Labor Welfare Center
- Cultural Center
- Community Center
- Learning Center
- Citizen's community hall (East, West, South, North, Nakamaru)
- General Welfare Center
- Outdoor activity center


※Please filter once and put in a sealed container such as a plastic bottle.
 ※Do not put oil other than cooking oil or water.

⑧ Waste fluorescent tubes and products using mercury

Collection date is designated
 ○Used fluorescent tubes, light bulbs, mercury thermometers, mercury sphygmomanometers and etc. at home

※Put out at the resource collection location according to the following schedule.

Collection Date
 Second recycling collection day in April, August, and December



We will collect used PCs free of charge by delivery service (Application only from the Internet)
 Please apply at ReNet Japan Inc.